

Maxpar Human Immune Monitoring Panel Kit, 29 Marker—25 Tests

Catalog number: 201324

Package size: 25 tests



DANGER Cell-ID™ Cisplatin contains cisplatin.
 Maxpar® Fix and Perm Buffer contains formaldehyde.
 Read the safety data sheets (see [Safety](#)).

Kit Contents

- Cell-ID Cisplatin—100 µL
- Cell-ID Intercalator-Ir—125 µM, 25 µL
- Maxpar Cell Staining Buffer—500 mL
- Maxpar Fix and Perm Buffer—25 mL
- Maxpar Metal-Conjugated Antibodies (see table for panel)*
- Maxpar PBS—100 mL
- Maxpar Cell Acquisition Solution—200 mL†

* Antibodies provided in liquid format in individual tubes, not a pre-mixed cocktail.

† This solution is for use in data acquisition only.

Description

The Maxpar Human Immune Monitoring Panel Kit is designed and optimized for deep immune profiling of human peripheral blood mononuclear cells (PBMC). The 29 antibodies in the kit enable the comprehensive identification and characterization of key immune cell populations, including all major T cell subsets (CD4+ and CD8+ naive, central memory, effector and effector memory), CD4+ regulatory T cells, B cell subsets (naive, memory, and transitional), plasmablasts, natural killer (NK) cells, helper (Th) cell subsets (Th1, Th2, and Th17), gamma delta (gd) T cells, monocytes, dendritic cells (DCs; plasmacytoid and myeloid), and neutrophils. The panel kit includes all Fluidigm reagents needed for cell staining prior to acquisition on a mass cytometer. Additional reagents needed to run a mass cytometry experiment on the Helios™ or an upgraded CyTOF® 2 system can be purchased separately.

Recommended Usage

Frozen human PBMC are stained according to the Maxpar Human Immune Monitoring Panel Kit Cell Staining and Data Acquisition Protocol (PN PRD027). Data is acquired using the latest build of CyTOF Software v6.7 and the panel kit acquisition template (Hu_ImmuneMonitoring_Panel_201324_Acq.tem).

Analysis

The normalized .fcs files that are created can be analyzed by most programs designed for .fcs file analysis, such as the latest version of GemStone™ software by Verity Software House or Premium Cytobank. An example analysis for the panel kit, Fluidigm_Maxpar Human Immune Monitoring Panel Kit_201324_Gating Example_v1.0, is available for reference at Premium.Cytobank.org. (Results will vary from the example due to donor and staining condition differences.)

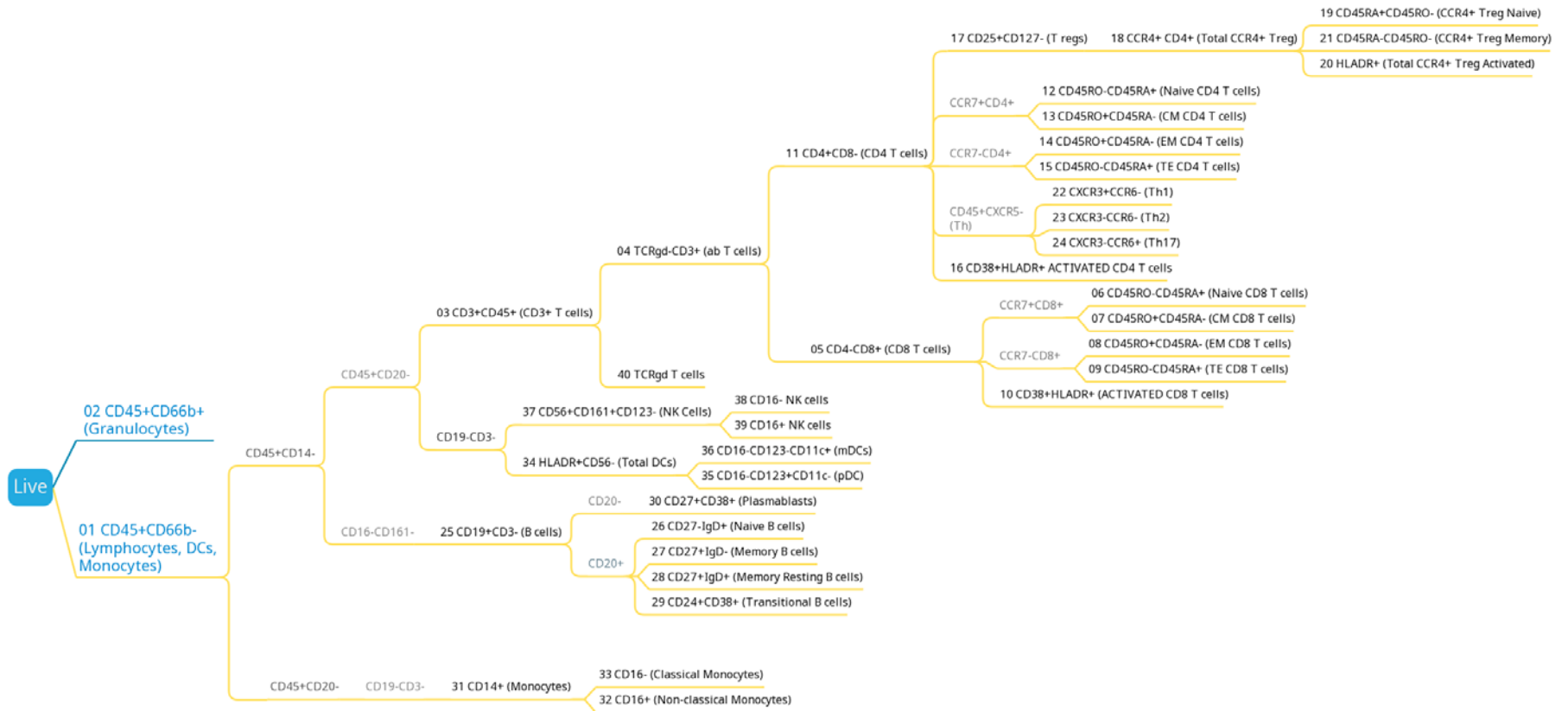
Storage

- Maxpar antibodies, buffers, and solutions: 4 °C. Do not freeze.
- Cell-ID Cisplatin and Cell-ID Intercalator-Ir: Upon receiving these products, divide into aliquots and freeze them at -20 °C. Frozen aliquots should be used only once after thawing.

Maxpar Human Immune Monitoring Antibody Panel

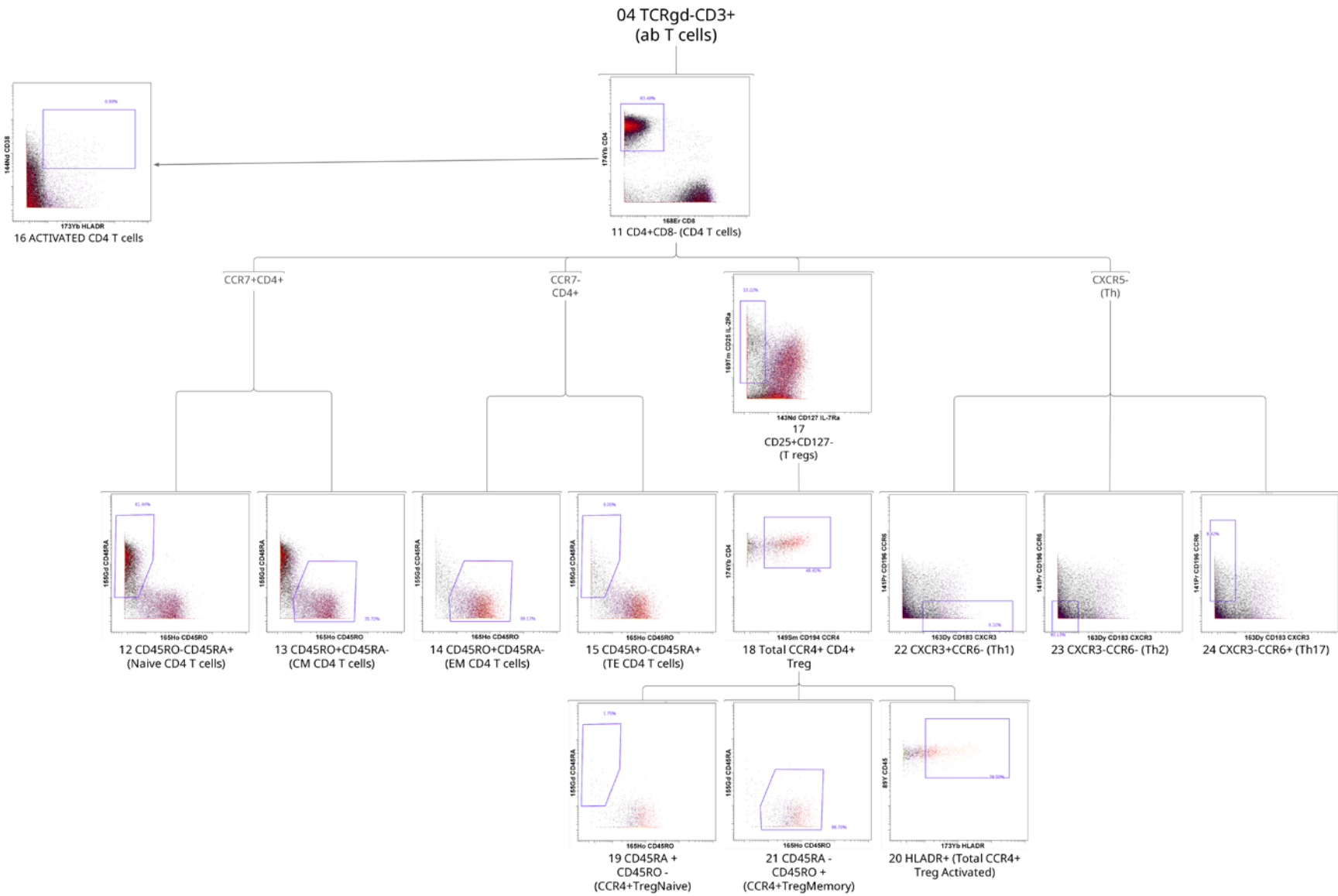
Catalog Number	Target	Clone	Metal
S3089003C	CD45	HI30	89Y
S3141003C	CD196/CCR6	G034E3	141Pr
S3142001C	CD19	HIB19	142Nd
S3143012C	CD127/IL-7Ra	A019D5	143Nd
S3144014C	CD38	HIT2	144Nd
S3146005C	IgD	IA6-2	146Nd
S3147008C	CD11c	Bu15	147Sm
S3148004C	CD16	3G8	148Nd
S3149029C	CD194/CCR4	L291H4	149Sm
S3151001C	CD123/IL-3R	6H6	151Eu
S3152008C	TCRgd	11F2	152Sm
S3153020C	CD185/CXCR5	RF8B2	153Eu
S3154003C	CD3	UCHT1	154Sm
S3155011C	CD45RA	HI100	155Gd
S3158010C	CD27	L128	158Gd
S3160003C	CD28	CD28.2	160Gd
S3162023C	CD66b	80H3	162Dy
S3163004C	CD183/CXCR3	G025H7	163Dy
S3164009C	CD161	HP-3G10	164Dy
S3165011C	CD45RO	UCHL1	165Ho
S3166007C	CD24	ML5	166Er
S3167009C	CD197/CCR7	G043H7	167Er
S3168002C	CD8	SK1	168Er
S3169003C	CD25	2A3	169Tm
S3171012C	CD20	2H7	171Yb
S3173005C	HLA-DR	L243	173Yb
S3174004C	CD4	SK3	174Yb
S3175015C	CD14	M5E2	175Lu
S3176008C	CD56	NCAM16.2	176Yb

Gating Map

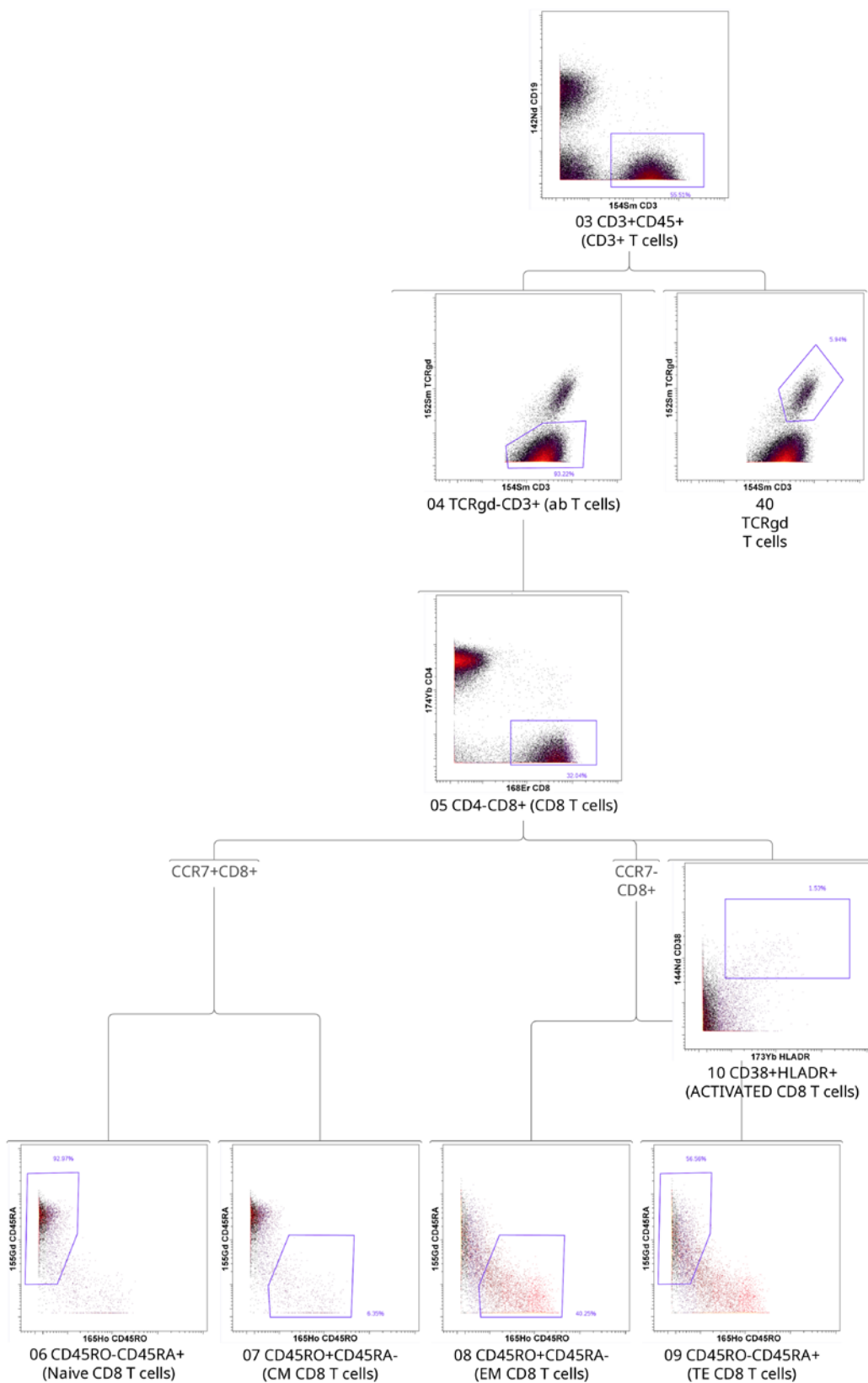


Gating strategy of human PBMC populations stained with the Maxpar Human Immune Monitoring Panel Kit.

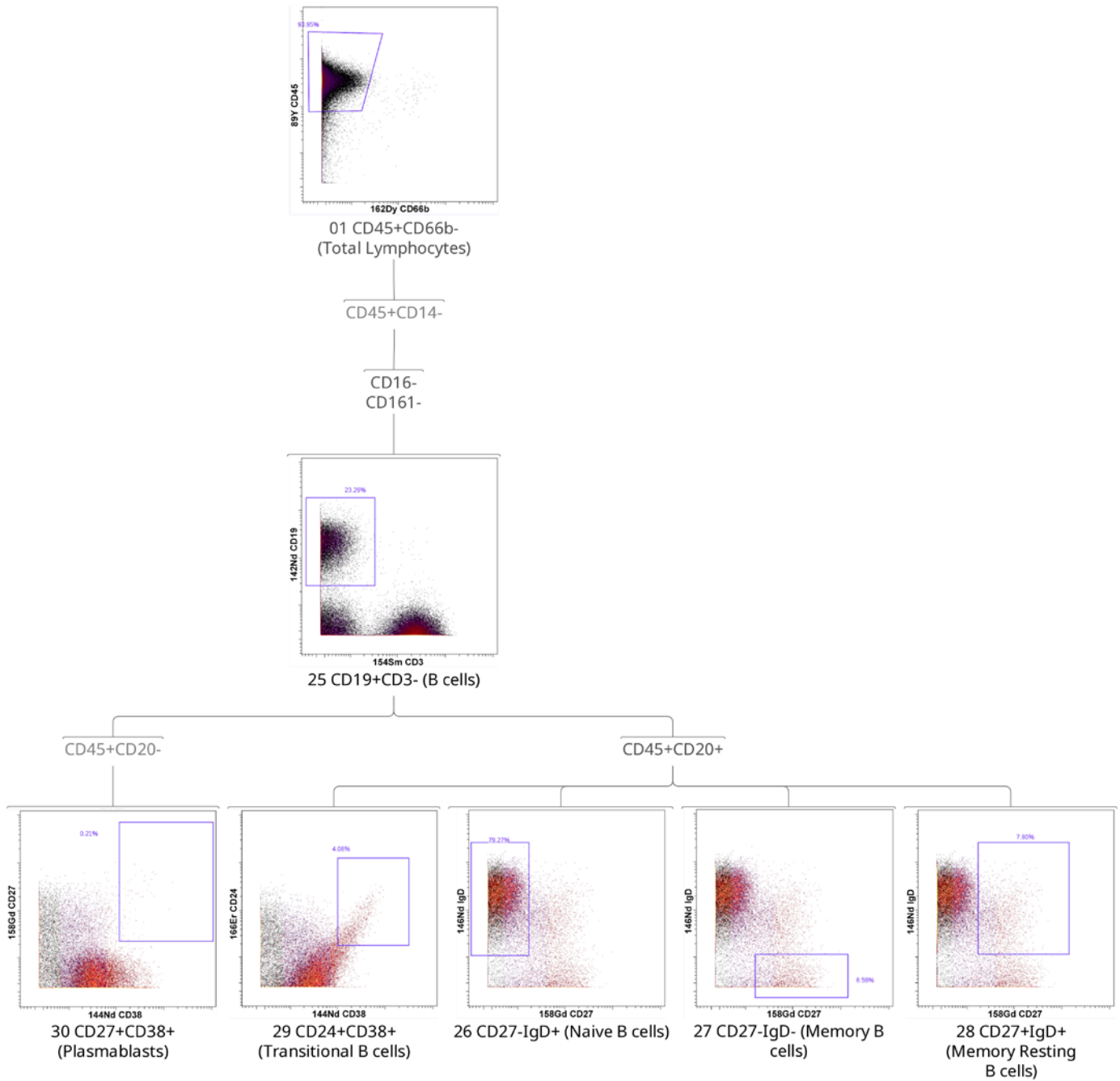
Population Definitions



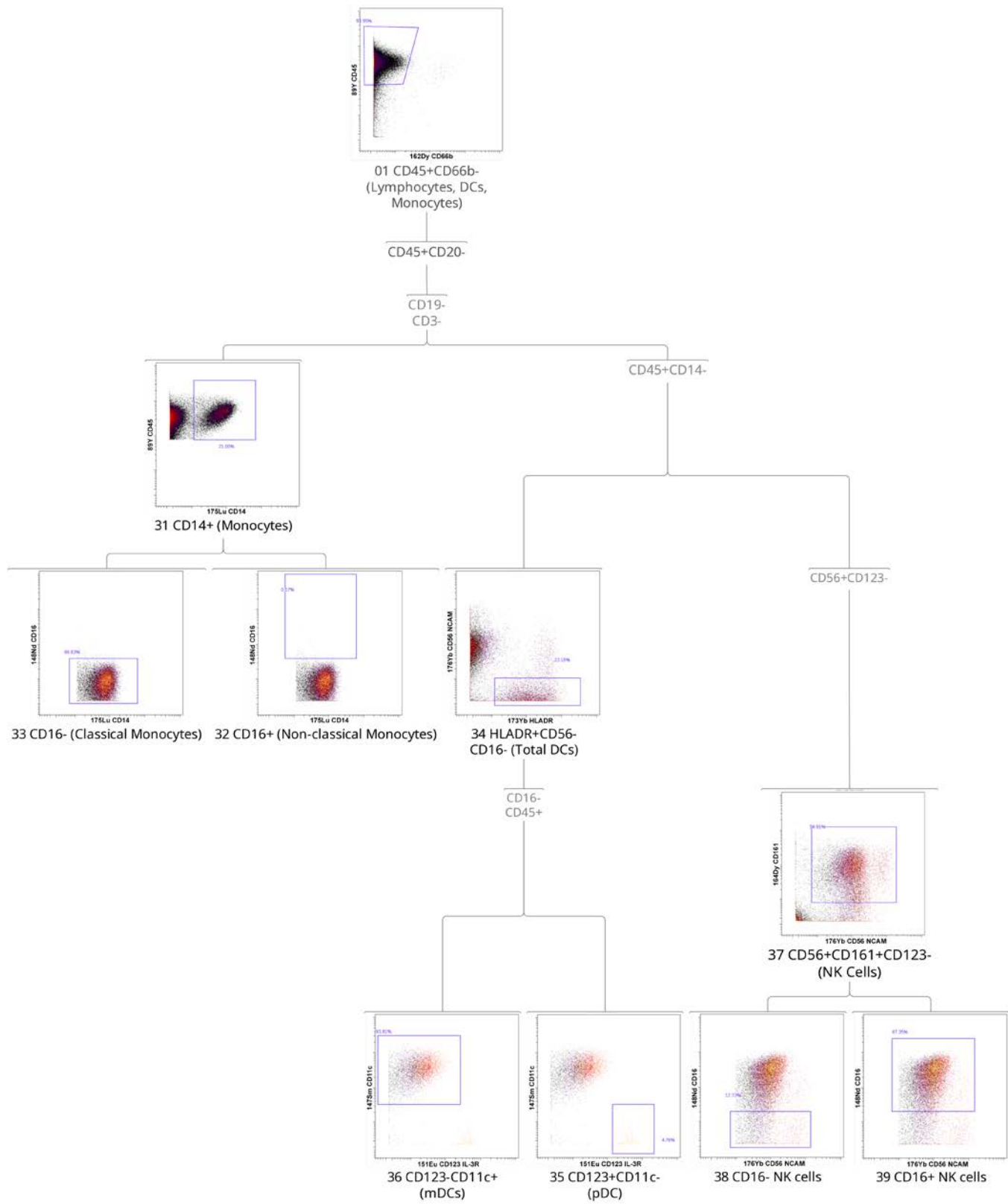
Human PBMC stained with the Maxpar Human Immune Monitoring Panel Kit. Total viable TCRgd-CD3+ cells are displayed in the analysis.



Human PBMC stained with the Maxpar Human Immune Monitoring Panel Kit. Total viable CD3+ T cells are displayed in the analysis.



Human PBMC stained with the Maxpar Human Immune Monitoring Panel Kit. Total viable CD19+ B cells are displayed in the analysis.



Human PBMC stained with the Maxpar Human Immune Monitoring Panel Kit. Total viable CD45+ CD66b- cells are displayed in the analysis.

Safety

Use standard laboratory safety protocols. Read and understand the safety data sheets (SDSs) before handling chemicals. To obtain SDSs, go to fluidigm.com/sds and search for the SDS using either the product name or the part or catalog number.

For technical support visit fluidigm.com/support.

North America +1 650 266 6100 | Toll-free (US/CAN): 866 358 4354 | techsupport@fluidigm.com **Latin America** +1 650 266 6100 | techsupportlatam@fluidigm.com
Europe/Middle East/Africa/Russia +44 1223 598100 | techsupporteurope@fluidigm.com **China (excluding Hong Kong)** +86 21 3255 8368 | techsupportchina@fluidigm.com
Japan +81 3 3662 2150 | techsupportjapan@fluidigm.com **All other Asian countries/India/Australia** +1 650 266 6100 | techsupportasia@fluidigm.com

For Research Use Only. Not for use in diagnostic procedures.

Information in this publication is subject to change without notice. **Patent and license information:** fluidigm.com/legalnotices. **Limited Use Label License:** The Purchase of this product conveys to the purchaser the limited, non-transferable right to use the purchased consumable or reagent only with Fluidigm Instruments and Systems.

Trademarks: Fluidigm, the Fluidigm logo, Cell-ID, CyTOF, Helios, and Maxpar are trademarks and/or registered trademarks of Fluidigm Corporation in the United States and/or other countries. All other trademarks are the sole property of their respective owners. © 2018 Fluidigm Corporation. All rights reserved. 10/2018